

Peace Table

Checklist

1

Location

Table is located in a peaceful, quieter part of the classroom. Ideally a location that sees less foot traffic.

2


Student Outcomes


With successful Peace Table utilization, students will be able to: (1) recognize when to use the peace table, (2) invite another student to the table, (3) use I statements, (4) actively listen with interrupting, and (5) develop critical thinking and problem solving skills.


3

Needed Items

- A flat surface
- Two chairs
- A colorful, inviting tablecloth
- An object of peace
- A peace lily, or similar
- A 3-minute sand timer

 Class: _____

 Teacher _____

 Teaching Artist _____

 Date _____